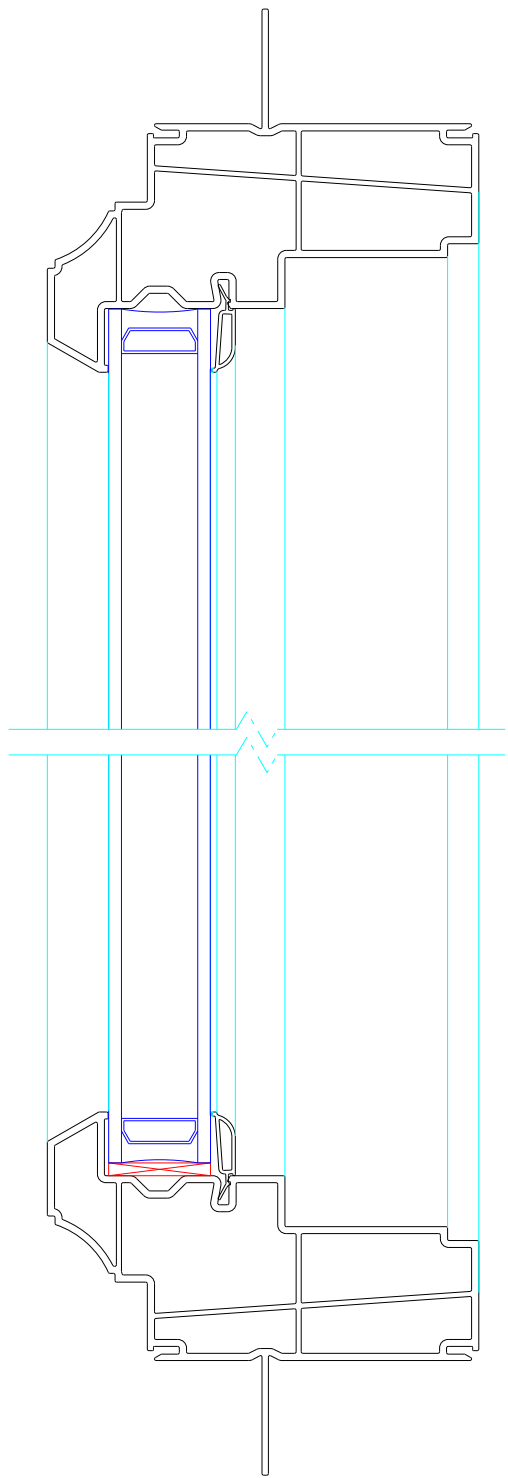


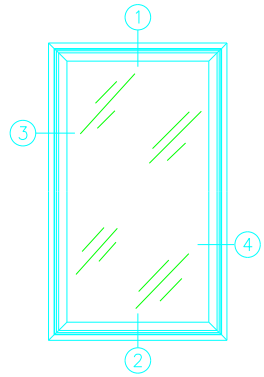
CAD MAINTAINED. CHANGES SHALL BE INCORPORATED BY THE DESIGN ACTIVITY.

REVISION HISTORY			
REV	DESCRIPTION	DATE	APPROVED
-	DESCRIPTION	DATE	APPROVED



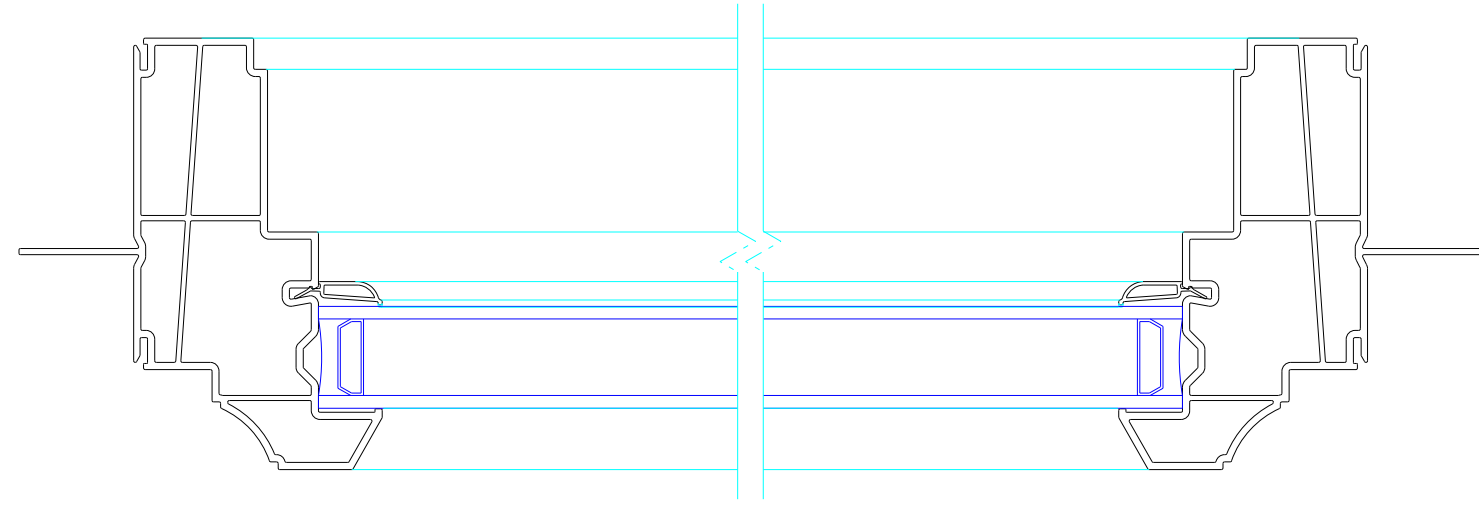
1

2



3

4



<p><b>CONFIDENTIAL</b></p> <p>UNPUBLISHED WORK © 2007 DECEUNINCK NORTH AMERICA</p> <p>THIS DOCUMENT CONTAINS PROPRIETARY AND CONFIDENTIAL INFORMATION. DO NOT COPY OR DISCLOSE THIS INFORMATION WITHOUT THE EXPRESS WRITTEN CONSENT OF DECEUNINCK NORTH AMERICA. DECEUNINCK NORTH AMERICA RESERVES THE RIGHT TO CHANGE THIS DRAWING AND ANY ASSOCIATED DOCUMENTS.</p>	<p>UNLESS OTHERWISE SPECIFIED DIM ARE IN INCHES TOL ON ANGLES ± 1° 2 PL ± 0.010" 3 PL ± 0.005" INTERPRET DIM AND TOL PER ASME Y14.5M - 1994</p> <p>THIRD ANGLE PROJECTION</p>	<p>DESIGN BY: CRB/DBF</p> <p>DATE: 08/06/19</p> <p>DRAWN BY: DBF</p> <p>DATE: 08/06/19</p> <p>AUTH: DATE:</p> <p>AUTH: DATE:</p> <p>FILENAME:</p>	<p><b>deceuninck</b> </p> <p>NORTH AMERICA</p> <p>301 NORTH GARBER ROAD MONROE, OHIO 43065</p>
		<p>72946.DGN</p>	<p>NAME: 177.000 PICTURE WINDOW - 001</p> <p>SIZE DWG, No: 17700PW - 001</p> <p>SCALE: 1/2" = 1'-0" LBS/FT. SHEET: 1 OF 1</p>

\$PLOTDATE\$

\$USER\$

\$FILE\$